


GrowConnect Inline 298



Description

Greenhouse Interlighting. Full cycle spectrum optimized for rapid growth and complete plant growth as well as optimised spectrums.


Suitable as additional light for high growing plants and vegetables.

Dimensions

1200mm x 56mm

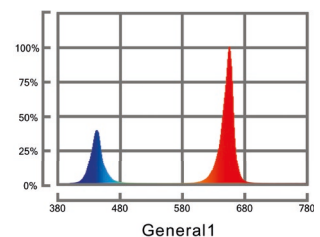
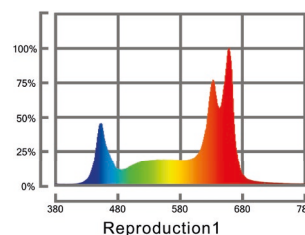
Installation

- suspending



Specifications

Product Code	298-0001	298-0005
Input Power	60 W	60 W
Input Voltage	220-240 V	220-240 V
Efficiency	1.7 $\mu\text{mol}/\text{J}$	2.4 $\mu\text{mol}/\text{J}$
Beam Angle	120°	120°
PPF	102 $\mu\text{mol}/\text{s}$	144 $\mu\text{mol}/\text{s}$
Weight	1,7 Kg	1,7 Kg
Dimming	0-10 V	No
Spectrum	Reproduction1	General1



ITEM	SPECIFICATION	DETAILS	DETAILS
GENERAL	Project Code:	298	298
	Product Name:	GrowConnect Inline	GrowConnect Inline
	Product Code:	298-0001	298-0005
	Size (LxWxH) mm:	1200mm Ø56mm	1200mm Ø56mm
	Cover Type:	Clear	Clear
	Cover Material:	PC	PC
	Body Color	Silver	Silver
	Body Material	Aluminum	Aluminum
	Protection Class:	class I	class I
	IP Levels:	65	65
	Housing Type:	Circular	Circular
	Socket / Connetion Cable Type:	Power cable-round-3-pin	Power cable-round-3-pin
	Efficiency(µmol/J):	1,7	2,4
	PPF(µmol/s):	102	144
	Beam Angle:	120°	120°
	Light Color:	----	----
LED Type:	2835 0.5W	OSLON 3030	
LED Quantity:	320pcs	150pcs	
ELECTRICAL	Driver (Brand and Specs):	INLEDCO LD284 65W	TRIDONIC LC 71W
	Power Supply Internal/External:	Internal	Internal
	Input Power:	60W	60W
	Input Voltage:	220-240V	220-240V
	Frequency:	50/60Hz	50/60Hz
	THD:	<15%	<15%
	PF:	>0.9	>0.9
	Interconnectable(Yes/No):	Yes	Yes
	By Max Power:	----	----
	By Max Quantity:	----	----
CONTROL	Dimmable (Yes/No):	Yes	No
	Dimming Type:	0-10V	----
PHYSICAL	Cooling Type Passive/Active:	Passive	Passive
	Environment Temperature:	-20 to 40 °C	-20 to 40 °C
	Tc Lamp Body Temperature:	75 °C	75 °C
	Weight Per.Piece:	1.7Kg	1.7Kg
	Weight Per Unit:	1.7Kg	1.7Kg
	Quantity Per Packing Unit:	20pcs	20pcs
	Box Size Per Packing Unit:	1300x360x315mm	1300x360x315mm
	Box Weight Per Packing Unit:	35Kg	35Kg
	Accessories Included:	----	----
	Accessories Additional Available:	Ceiling Mounting Kits, Suspending Kits	Ceiling Mounting Kits, Suspending Kits
CERTIFICATION	Certificates:	CE	CE
	Lxx/Bxx:	L80/B20 40000h	L90/B10 50000h
	Lifetime Hrs (L70):	>50.000 Hrs	>100.000 Hrs
	Warranty LED/Housing/Driver:	5 years	5 years

GrowConnect Inline 298 PPFd Performance

